

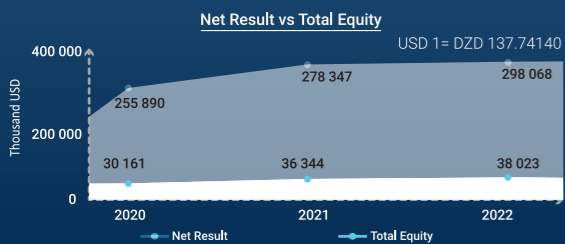
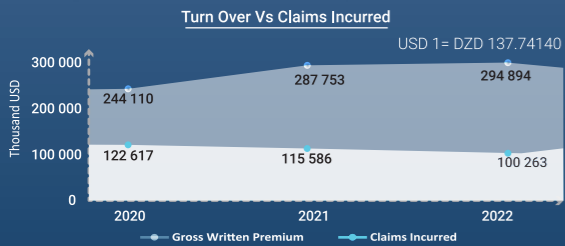
## CCR IN BRIEF

- Compagnie Centrale de Réassurance created in 1973.
- Member of (AIO, GAIF, FAIR).
- CCR manages the Decennial Liability Pool, The Political Violence Pool (PV) and the Algerian Catastrophe Insurance Program (ACIP).
- CCR College, trainings and seminar program provided by the company for its local clients.

On October 6<sup>th</sup>, 2022 ® A.M. Best has affirmed the Financial Strength Rating of B+ (Good).



## CCR KEY FIGURES



## NATIONAL ACCEPTANCES

U : Thousand USD

Branches	2021	%	2022	%
Special Risks	4 461	1.9%	8 539	1.86%
Property & Casualty	171 169	71.5%	163 612	71.49%
Natural Catastrophe	29 608	12.4%	32 707	12.37%
Life	10 499	4.4%	10 551	4.38%
Aviation	12 481	5.2%	15 368	5.21%
Marine	11 209	4.7%	14 697	4.68%
<b>TOTAL</b>	<b>239 426</b>	<b>100%</b>	<b>245 476</b>	<b>100%</b>

## GLOBAL ACCEPTANCES

U : Thousand USD

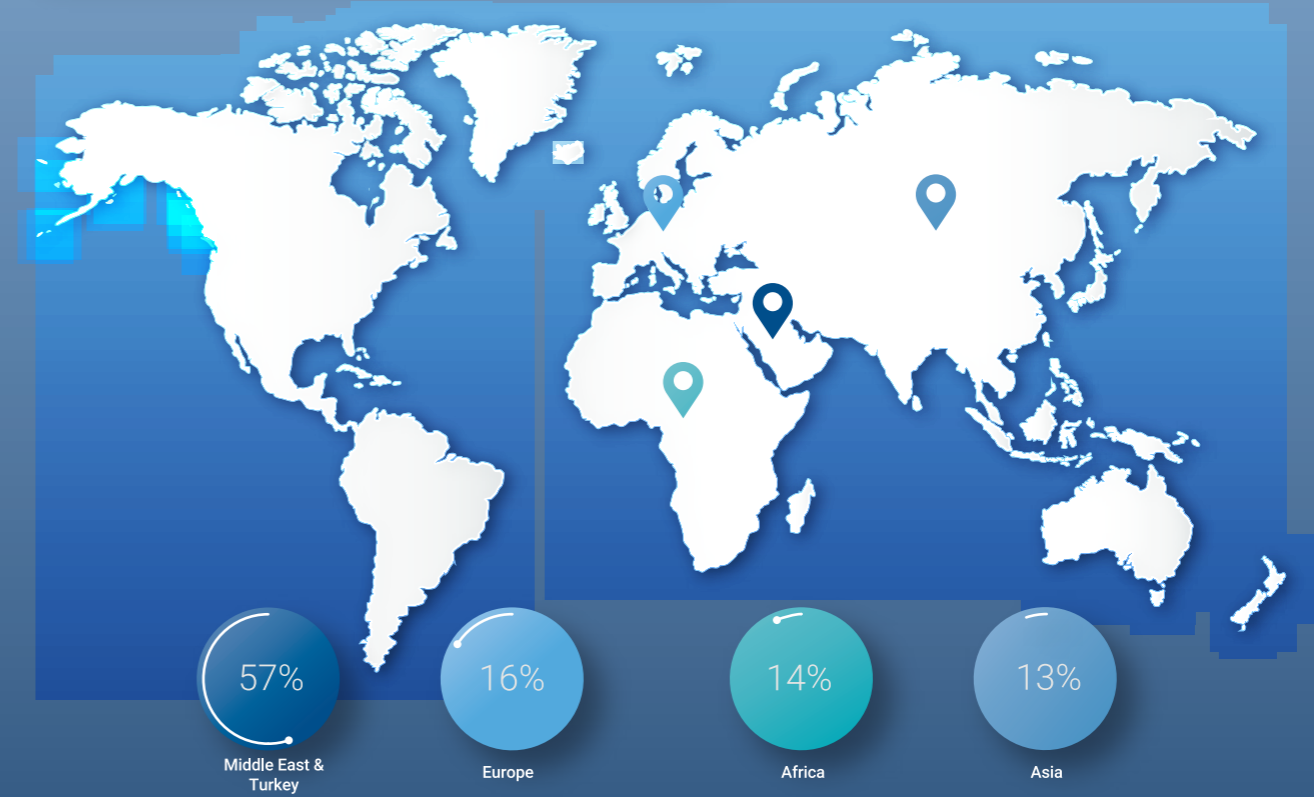
Branches	2021	%	2022	%
Special Risks	4 461	1.55%	153 502	52.05%
Property & Casualty	210 940	73.31%	58 478	19.8%
Natural Catastrophe	29 614	10.29%	32 714	11.1%
Life	11 408	3.96%	10 636	3.6%
Aviation	13 198	4.59%	15 697	5.3%
Marine	15 752	5.47%	20 173	6.8%
Others	2 381	0.83%	3 695	1.3%
<b>TOTAL</b>	<b>287 753</b>	<b>100%</b>	<b>297 894</b>	<b>100%</b>

## PERFORMANCE INDICATORS

Combined ratio	2020 78,08%	2021 75,26%	2022 77,32%
Loss Ratio	2020 51,79%	2021 50,90%	2022 54,17%
R.O.E	2020 13,36%	2021 15,02%	2022 14,62%


LOSS RATIO & COMBINED EXCLUDING EQUALIZATION PROVISION  
R.O.E: SHAREHOLDER'S EQUITY WITHOUT NET PROFIT

## GEOGRAPHICAL SCOPE OF INTERNATIONAL ACTIVITY



الشركة المركزية لإعادة التأمين  
COMPAGNIE CENTRALE DE RÉASSURANCE

## INTERNATIONAL MARKET ACTIVITY




SERVING YOUR CHALLENGES,  
SUPPORTING YOUR ACTIVITY

## ACTIVITY DETAILS

U : Thousand USD

	UY 2021		UY 2022	
	GWP in USD	%	GWP in USD	%
Treaty premium	153 667	53.40%	146 674	49.74%
Facultative Premium	134 087	46.60%	148 220	50.26%
Retention	161 469	56.11%	171 247	58.07%
Retrocession	126 284	43.89%	123 647	41.93%
Domestic	239 426	83.21%	245 474	83.24%
International	48 327	16.79%	49 419	16.76%



Lot, N°2 N°133 cité administrative plateau  
Ouled Fayet BP 07 bis Alger - Algerie  
+213 (0) 23 31 40 75  
+213 (0) 23 31 40 69  
contact@ccr.dz

## UNDERWRITING CAPACITIES

CLASS	TYPE	DOMESTIC MARKET	INTERNATIONAL MARKET
Non Marine	Proportional Treaty	\$ 180 000 000	\$ 5 000 000
	Non Proportional Treaty	\$ 180 000 000	\$ 5 000 000
	Facultative	\$ 360 000 000	\$ 5 000 000
Marine	Proportional Treaty	\$ 22 000 000	\$ 2 000 000
	Non Proportional Treaty	\$ 22 000 000	\$ 2 000 000
	Facultative	\$ 22 000 000	\$ 2 000 000
Casualty	Proportional Treaty	\$ 11 000 000	\$ 2 000 000
	Non Proportional Treaty	\$ 11 000 000	\$ 2 000 000
	Facultative	\$ 11 000 000	\$ 2 000 000
Life & Medical	Proportional Treaty	\$ 800 000	\$ 250 000
	Non Proportional Treaty	\$ 2 000 000	\$ 250 000
	Facultative	\$ 2 000 000	\$ 250 000

## KEY FIGURES

U : MILLION DZD

	2020	2021	2022
<b>FINANCIAL STRUCTURE</b>			
SHARE CAPITAL	25 000	25 000	30 000
EQUITY CAPITAL	35 247	38 340	41 056
NET PROFIT	4 154	5 006	5 237
<b>TECHNICAL MANAGEMENT</b>			
TURNOVER	33 624	39 635	40 619
RETENTION	19 780	11 141	23 588
TECHNICAL PROVISIONS	55 590	60 950	60 024
<b>FINANCIAL ACTIVITY</b>			
INVESTMENTS	79 546	91 306	79 952
FINANCIAL PRODUCTS	3 184	3 587	4 064
RATE OF RETURN	4,00%	3,93%	4,15%
<b>SOCIAL REPORT</b>			
WORKFORCE	103	105	111
SUPERVISION RATE	86,53%	89,52%	91,00%
TURNOVER / WORKFORCE	326	377	366

